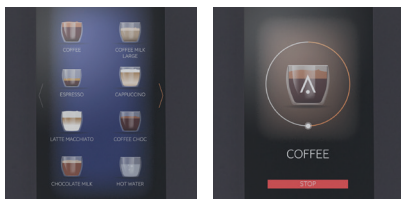


# ANIMO OPTIVEND s (TS) TOUCH

Animo's new OptiVend s (TS) Touch produces large quantities of instant coffee within seconds – right at taste and temperature. Espresso, cappuccino, tea, chocolate or soup? OptiVend Touch is always ready for your next kick.

## BENEFITS



### TOUCHSCREEN

- + Easy to swipe 7" touchscreen with intuitive user-interface
- + 24 easily programmable beverages
- + Follow the brewing process on screen
- + Strength control (also for milk and sugar)
- + Screensaver for logo, images or advertisement
- + Nutritional information on screen
- + Inviting led at the outlet
- + Screen notification when the canister is (almost) empty



### SYNTHETIC CANISTERS

- + OptiVend accommodates from 1 to 3 instant ingredient canisters. More canisters mean more choice.



**SGS**

## OPTIONS



- + Various payment systems, including coin mechanisms (MDB)
- + Two-phase power (6,4 kW) increases capacity to 665 cups per hour
- + Cup detection
- + Thermos jug model (11s TS)
- + Immersion pump
- + Your company logo on the door

## ACCESSORIES



- + Base cabinet
- + Stand-alone set (pump with water tank)
- + Water filter for reduced maintenance
- + Thermos jugs in three different sizes 1.0, 1.5 and 2.0 liters (only OptiVend 11s TS Touch)
- + Cup dispenser
- + Housing for payment systems
- + Full package of cleaning products

# ANIMO OPTIVEND s (TS) TOUCH

- + Up to 3 canisters for instant ingredients
- + Separate hot water tap
- + STOP button
- + Intelligent Energy Saving Mode
- + Cleaning program (easy user support on screen)
- + Usage counter
- + Mixer system with adjustable mixer speed (RPM)
- + Insulated stainless steel boiler with dry-boil protection
- + Adjustable water temperature control
- + Black powder coated housing
- + USB & SD card connection
- + Telemetry compatible (EVA DTS/MDB/DEX-UCS)
- + Available in white, black and green
- + Energy label A+

## TECHNICAL SPECIFICATIONS

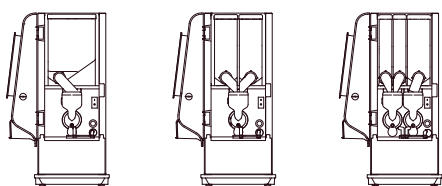
|                 | Dispense Time Cup | Dispense Time Jug (1.5 Ltr.) | Hour capacity | Hour capacity Hot water |
|-----------------|-------------------|------------------------------|---------------|-------------------------|
| OptiVend 11s    | 11 sec.           |                              | 320 cups      | 35 l                    |
| OptiVend 21s    | 11 sec.           |                              | 320 cups      | 35 l                    |
| OptiVend 32s    | 11 sec.           |                              | 320 cups      | 35 l                    |
| OptiVend 11s TS | 7 sec.            | 65 sec.                      | 360 cups      | 40 l                    |

- + Rated power: 230V / 50-60Hz / 3275W\*
  - + Adjustable cup tray: 100 - 155 mm
  - + Max. tap height: 118 mm / TS 235 mm
  - + Boiler capacity: 2,7 l, stainless steel element, dry-boil protection
  - + Compatible with various payment systems (MDB)
  - + Water connection: 3/4"
- \* other power executions on request: 2200W, 3000W and 6400W

## OPTIVEND s (TS) TOUCH

(3 versions)

- + Suitable for cups / jugs (TS)
- + Canisters: max. 3
- + Drink buttons: 24 (3x8)
- + W 248 x D 501 x H 569 / 686 (TS) mm



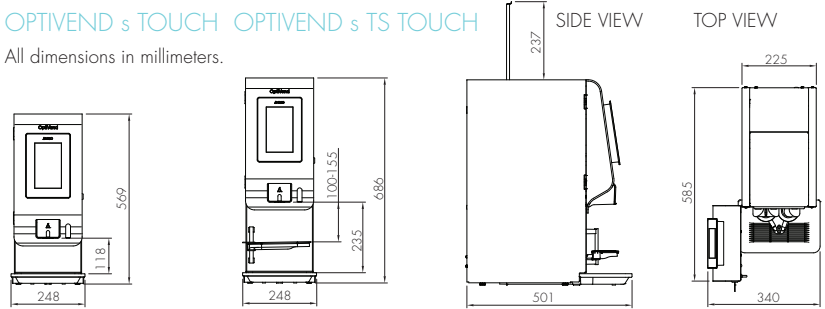
OV 11s (TS) TOUCH

OV 21s TOUCH

OV 32s TOUCH

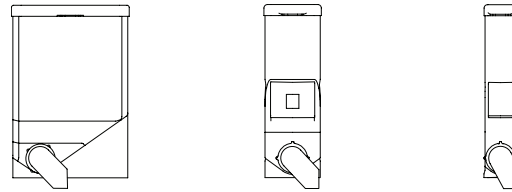
## OPTIVEND s TOUCH OPTIVEND s TS TOUCH

All dimensions in millimeters.



## LARGE CANISTERS

Large ingredient canisters last longer between refills.



|            | 5,1 LITER              | 2,3 LITER              | 1,2 LITER             |
|------------|------------------------|------------------------|-----------------------|
| Coffee     | ca. 1300 g / 640 cups  | ca. 500 g / 250 cups   | ca. 300 g / 150 cups  |
| Topping    | ca. 3200 g / 265 cups* | ca. 1350 g / 115 cups* | ca. 750 g / 65 cups*  |
| Cocoa      | ca. 3600 g / 185 cups  | ca. 1500 g / 85 cups   | ca. 800 g / 45 cups   |
| Sugar      |                        | ca. 1900 g / 450 cups  | ca. 1060 g / 245 cups |
| Tea        |                        |                        | ca. 940 g / 235 cups  |
| Decaf      |                        |                        | ca. 300 g / 150 cups  |
| Chai Latte | ca. 3600 g / 200 cups  | ca. 1500 g / 85 cups   | ca. 800 g / 45 cups   |

\* Cappuccino

## DRINK OPTIONS

Drink options depend on the ingredients that you select for each canister.

Adjustable controls make it easy to change the options.

| DRINK OPTIONS     | 11s (TS) | 21s | 32s |
|-------------------|----------|-----|-----|
| Coffee            | ✓        | ✓   | ✓   |
| Coffee with milk  |          | ✓   | ⊙   |
| Espresso          | ✓        | ✓   | ✓   |
| Cappuccino        |          | ✓   | ✓   |
| Latte macchiato   |          |     | ⊙   |
| Coffee choc       |          | ⊙   | ✓   |
| Chocolate milk    |          | ●   | ✓   |
| Wiener melange    |          |     | ✓   |
| Hot water         | ✓        | ✓   | ✓   |
| Espresso choc     |          | ●   | ⊙   |
| Decaf             | ⊙        | ●   | ●   |
| Tea               | ⊙        | ●   | ●   |
| Coffee with sugar |          |     | ●   |
| Double espresso   | ⊙        | ⊙   | ⊙   |
| Hot chocolat      | ⊙        | ⊙   | ⊙   |
| Soup              | ⊙        | ●   | ●   |
| Hot milk          | ⊙        | ⊙   | ⊙   |
| Cold water        | ⊙        | ⊙   | ⊙   |

✓ STANDARD CONFIGURATION FROM FACTOR  
● OPTIONAL SOFTWARE REQUIRED

⊙ ADJUSTABLE SELECTIONS (DEPENDING ON THE CHOSEN INGREDIENTS)