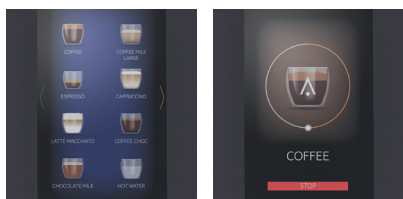


Animo's new OptiVend TL Touch produces large quantities of instant coffee within seconds – right at taste and temperature. Espresso, cappuccino, tea, chocolate or soup? OptiVend Touch is always ready for your next kick.

## BENEFITS



### TOUCHSCREEN

- + Easy to swipe 7" touchscreen with intuitive user-interface
- + 24 easily programmable beverages
- + Follow the brewing process on screen
- + Strength control (also for milk and sugar)
- + Screensaver for logo, images or advertisement
- + Nutritional information on screen
- + Inviting led at the outlet
- + Screen notification when the canister is (almost) empty



### SYNTHETIC CANISTERS

- + OptiVend TL accommodates from 1 to 2 instant ingredient canisters. More canisters mean more choice.



SGS

## OPTIONS



- + Various payment systems, including coin mechanisms (MDB)
- + Two-phase power (6,4 kW) increases capacity to 665 cups per hour
- + Cup detection
- + Hot and cold water outlets (cooling unit in base cabinet)
- + Immersion pump
- + Your company logo on the door

## ACCESSOIRES



- + Base cabinet
- + Stand-alone set (pump with water tank)
- + Water filter for reduced maintenance
- + Thermos jugs in five different sizes (1.0, 1.5, 1.85, 2.0 and 2.1 liters).
- + Cup dispenser
- + Housing for payment systems
- + Full package of cleaning products

- + Up to 4 canisters for instant ingredients
- + Separate hot water tap
- + STOP button
- + Intelligent Energy Saving Mode
- + Cleaning program (easy user support on screen)
- + Usage counter
- + Mixer system with adjustable mixer speed (RPM)
- + Insulated stainless steel boiler with dry-boil protection
- + Adjustable water temperature control
- + Black powder coated housing
- + USB & SD card connection
- + Telemetry compatible (EVA DTS/MDB/DEX-UCS)
- + Available in white, black and green
- + Energy label A+

## TECHNICAL SPECIFICATIONS

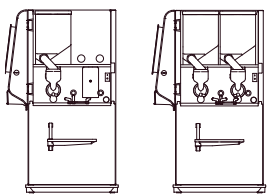
	Dispense Time Cup	Dispense Time Jug (2.1 Ltr.)	Hour capacity	Hour capacity Hot water
OptiVend 11 TL	7 sec.	85 sec.	360 cups	40 l
OptiVend 22 TL	7 sec.	85 sec.	360 cups	40 l

- + Rated power: 230V / 50-60Hz / 3275W\*
- + Adjustable cup tray: 100 - 155 mm
- + Max. tap height: 355 mm
- + Boiler capacity: 5.5 l, stainless steel element, dry-boil protection
- + Water connection: ¾"
- \* other power executions on request: 2200W, 3000W and 6400W

## OPTIVEND TL TOUCH

(2 versions)

- + Suitable for cups, thermos jugs and pump pots
- + Canisters: 2
- + Drink buttons: 24 (3x8)
- + W 409 x D 501 x H 806 mm

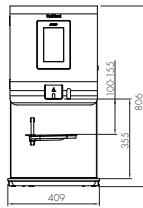


OV 11 TL NG

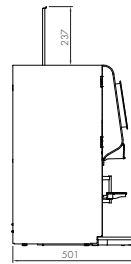
OV 22 TL NG

## OPTIVEND TL TOUCH

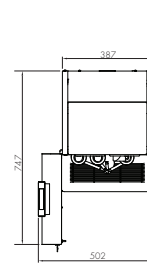
All dimensions in millimeters.



## SIDE VIEW

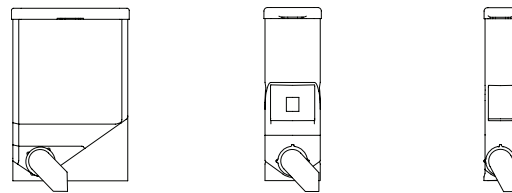


## TOP VIEW



## LARGE CANISTERS

Large ingredient canisters last longer between refills.



	5,1 LITER	2,3 LITER	1,2 LITER
Coffee	ca. 1300 g / 640 cups	ca. 500 g / 250 cups	ca. 300 g / 150 cups
Topping	ca. 3200 g / 265 cups*	ca. 1350 g / 115 cups*	ca. 750 g / 65 cups*
Cocoa	ca. 3600 g / 185 cups	ca. 1500 g / 85 cups	ca. 800 g / 45 cups
Sugar		ca. 1900 g / 450 cups	ca. 1060 g / 245 cups
Tea			ca. 940 g / 235 cups
Decaf			ca. 300 g / 150 cups
Chai Latte	ca. 3600 g / 200 cups	ca. 1500 g / 85 cups	ca. 800 g / 45 cups

\* Cappuccino

## DRINK OPTIONS

Drink options depend on the ingredients that you select for each canister.

Adjustable controls make it easy to change the options.

DRINK OPTIONS	11 TL	22 TL
Coffee	✓	✓
Coffee with milk		✓
Espresso	✓	✓
Cappuccino		✓
Latte macchiato		⊙
Coffee choc		⊙
Chocolate milk		●
Wiener melange		●
Hot water	✓	✓
Espresso choc		●
Decaf	⊙	●
Tea	⊙	●
Coffee with sugar		●
Double espresso	⊙	⊙
Hot chocolat	⊙	⊙
Soup	⊙	●
Hot milk	⊙	⊙
Cold water	⊙	⊙

✓ STANDARD CONFIGURATION FROM FACTOR  
● OPTIONAL SOFTWARE REQUIRED

⊙ ADJUSTABLE SELECTIONS (DEPENDING ON THE CHOSEN INGREDIENTS)