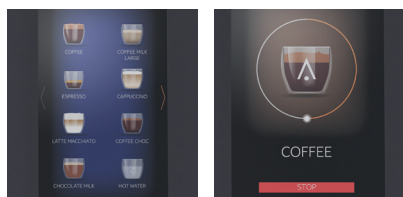


Animo's new OptiVend TS Touch produces large quantities of instant coffee within seconds – right at taste and temperature. Espresso, cappuccino, tea, chocolate or soup? OptiVend Touch is always ready for your next kick.

BENEFITS



TOUCHSCREEN

- + Easy to swipe 7" touchscreen with intuitive user-interface
- + 24 easily programmable beverages
- + Follow the brewing process on screen
- + Strength control (also for milk and sugar)
- + Screensaver for logo, images or advertisement
- + Nutritional information on screen
- + Inviting led at the outlet
- + Screen notification when the canister is (almost) empty



SYNTHETIC CANISTERS

- + OptiVend accommodates from 1 to 4 instant ingredient canisters. More canisters mean more choice.



SGS

OPTIONS



- + Various payment systems, including coin mechanisms (MDB)
- + Two-phase power (6,4 kW) increases capacity to 665 cups per hour
- + Cup detection
- + Hot and cold water outlets (cooling unit in base cabinet)
- + Immersion pump
- + Your company logo on the door

ACCESSORIES



- + Base cabinet
- + Stand-alone set (pump with water tank)
- + Water filter for reduced maintenance
- + Thermos jugs in three different sizes (1.0, 1.5 and 2.0 liters)
- + Cup dispenser
- + Housing for payment systems
- + Full package of cleaning products

- + Up to 4 canisters for instant ingredients
- + Separate hot water tap
- + STOP button
- + Intelligent Energy Saving Mode
- + Cleaning program (easy user support on screen)
- + Usage counter
- + Mixer system with adjustable mixer speed (RPM)
- + Insulated stainless steel boiler with dry-boil protection
- + Adjustable water temperature control
- + Black powder coated housing
- + USB & SD card connection
- + Telemetry compatible (EVA DTS/MDB/DEX-UCS)
- + Available in white, black and green
- + Energy label A+

TECHNICAL SPECIFICATIONS

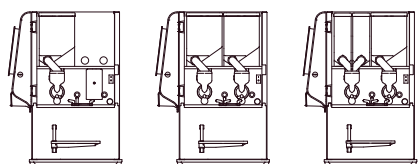
	Dispense Time Cup	Dispense Time Jug (2 Ltr.)	Hour capacity	Hour capacity Hot water
OptiVend ** TS/3275W	7 sec.	85 sec.	360 cups	40 l
OptiVend ** TS/2200W	7 sec.	85 sec.	240 cups	25 l
OptiVend ** TS/6400W	7 sec.	85 sec.	665 cups	75 l

- + Rated power: 230V / 50-60Hz / 3275W*
 - + Adjustable cup tray: 100 - 155 mm
 - + Max. tap height: 235 mm
 - + Boiler capacity: 5.5 l, stainless steel element, dry-boil protection
 - + Water connection: 3/4"
- * other power executions on request: 2200W, 3000W and 6400W

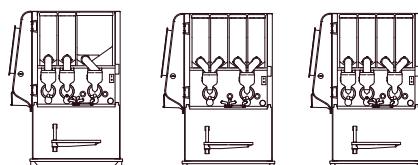
OPTIVEND TS TOUCH

(6 versions)

- + Suitable for cups and thermos jugs
- + Canisters: max. 4
- + Drink buttons: 24 (3x8)
- + W 409 x D 521 x H 686 mm



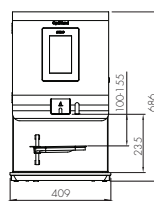
OV 11 TS TOUCH OV 22 TS TOUCH OV 32 TS TOUCH



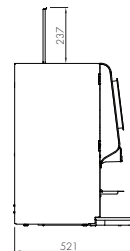
OV 33 TS TOUCH OV 42 TS TOUCH OV 43 TS TOUCH

OPTIVEND TS TOUCH

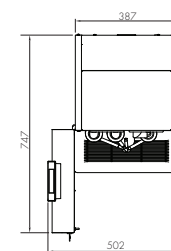
All dimensions in millimeters.



SIDE VIEW

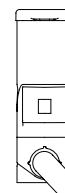
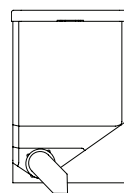


TOP VIEW



LARGE CANISTERS

Large ingredient canisters last longer between refills.



	5,1 LITER	2,3 LITER	1,2 LITER
Coffee	ca. 1300 g / 640 cups	ca. 500 g / 250 cups	ca. 300 g / 150 cups
Topping	ca. 3200 g / 265 cups*	ca. 1350 g / 115 cups*	ca. 750 g / 65 cups*
Cocoa	ca. 3600 g / 185 cups	ca. 1500 g / 85 cups	ca. 800 g / 45 cups
Sugar		ca. 1900 g / 450 cups	ca. 1060 g / 245 cups
Tea			ca. 940 g / 235 cups
Decaf			ca. 300 g / 150 cups
Chai Latte	ca. 3600 g / 200 cups	ca. 1500 g / 85 cups	ca. 800 g / 45 cups

* Cappuccino

DRINK OPTIONS

Drink options depend on the ingredients that you select for each canister.

Adjustable controls make it easy to change the options.

DRINK OPTIONS	11 TS	22 TS	32 TS	33 TS	42 TS	43 TS
Coffee	✓	✓	✓	✓	✓	✓
Coffee with milk		✓	✓	✓	✓	✓
Espresso	✓	✓	✓	✓	✓	✓
Cappuccino		✓	✓	✓	✓	✓
Latte macchiato		⊙	⊙	⊙	⊙	⊙
Coffee choc		⊙	✓	✓	✓	✓
Chocolate milk		●	✓	✓	✓	✓
Wiener melange			✓	✓	✓	✓
Hot water	✓	✓	✓	✓	✓	✓
Espresso choc		●	⊙	⊙	⊙	⊙
Decaf	⊙	●	●	●	●	●
Tea	⊙	●	●	●	●	●
Coffee with sugar			●	●	✓	✓
Double espresso	⊙	⊙	⊙	⊙	⊙	⊙
Hot chocolat	⊙	⊙	⊙	⊙	⊙	⊙
Soup	⊙	●	●	●	●	●
Hot milk	⊙	⊙	⊙	⊙	⊙	⊙
Cold water	⊙	⊙	⊙	⊙	⊙	⊙

✓ STANDARD CONFIGURATION FROM FACTOR

⊙ ADJUSTABLE SELECTIONS (DEPENDING ON THE CHOSEN INGREDIENTS)

● OPTIONAL SOFTWARE REQUIRED