

With only the touch of a finger, the M-line coffee brewer is activated. In the stainless steel boiler, water is quickly heated up to the exact right temperature. Once it starts to pour and is sent through the ground coffee, the magic happens. The smell of fresh filter coffee is released.

BENEFITS



MANUAL FILLING / WATER CONNECTION

- + The semi-automatic machines are equipped with a manual filling point on the front. This enables you to fill the machines easily.
- + The water reservoir can hold 2.7 litres.
- + Automatic machines are equipped with a water connection.



UNIQUE JUG DETECTOR

- + A jug detector starts and stops the brewing process.
- + The leak stop option closes the filter basket, preventing dripping after the jug has been removed.
- + The machine gives an audio alert when the coffee is ready.



EVERYTHING IS POSSIBLE

- + M-Line equipment is also available with a hot water tap for making tea, hot chocolate, soup and more.
- + The M-Line is also available with thermos jugs (MT-line).



EASY TO USE

- + The convenient touch control buttons at the top of the machine ensure ease of operation.
- + The number of cups of coffee can be pre-set in our automatic machines by using the touch control buttons.
- + Descale indicator
- + Pre-wet brew possible
- + Standard equipped with 2/4 jugs and 2/4 self-regulating hot plates



M100



M200



M200W



M102/202



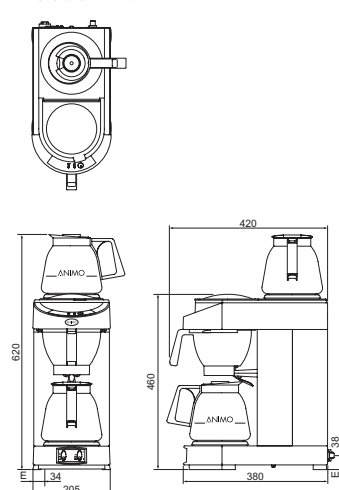
M202W

MODEL	M100/M200	M102/M202	M200W	M202W
Article number	9010502/9010552 (black) 9010500 (blue)	9010512/9010562	9010557	9010567
Hour capacity coffee	18 ltr., 144 cups	28 ltr., 224 cups	14 ltr., 112 cups	36 ltr., 288 cups
Hour capacity hot water	-	-	16 ltr., 128 cups	21 ltr., 168 cups
Jug capacity (1.8 ltr.)	2/2	4/4	2	4
Electrical connection	1N~220-240V 50-60C _y /2250W	1N~220-240V 50-60C _y /3500W	1N~220-240V 50-60C _y /3350W	3N~380-415V 50-60C _y /6600W
Water connection	no/yes (3/4")	no/yes (3/4")	yes (3/4")	yes (3/4")
Dimensions: HxH*xDxW in mm	460x625x205x380	460x625x420x380	460x625x420x380	460x625x620x380
Brewing time	approx. 6 min. per jug	approx. 8 min. per jug	approx. 8 min. per jug	approx. 8 min. per jug
Heating time water boiler	-	-	approx. 11 min.	approx. 9 min.
Holding temperature	approx. 84-86 °C	approx. 84-86 °C	approx. 84-86 °C	approx. 84-86 °C

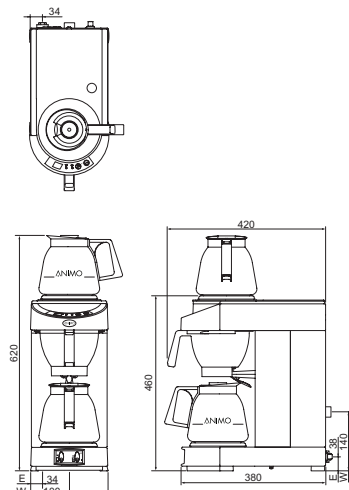
H* = Height including glass jug

M100

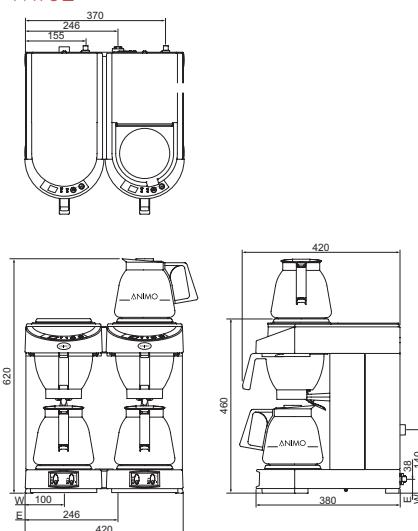
Dimensions in mm.



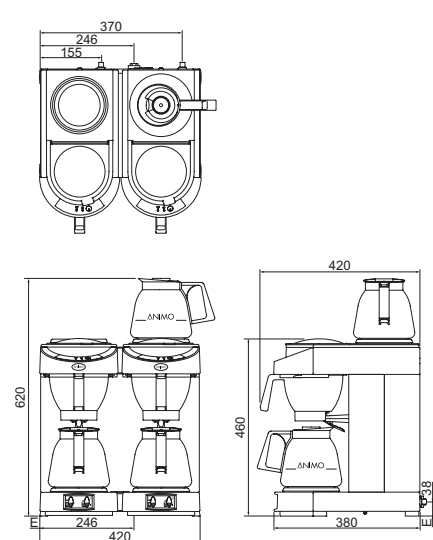
M200



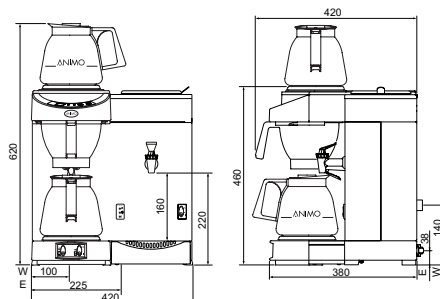
M102



M202



M200W



M202W

