


A strong espresso, the perfect cappuccino, a delicious lungo – whatever you prefer to drink; true flavour is in the smallest details. Only when the conditions are exactly right, you'll get the coffee that really suits you. That's exactly what we offer with the latest edition in our award winning OptiBean series. Its core has been completely redesigned to bring you precision in taste. Cup, after cup, after cup.

BENEFITS



X-press BREWER

- + Swiss made X-press brewer: 6 - 20 gr / 25 - 350 ml
- + Adjustable tamping pressure (7 levels)
- + Brew two cups at once in one cycle
- + TWO in ONE; espresso and fresh brew coffee
- + Easy to clean



OB X 10



OB X 11



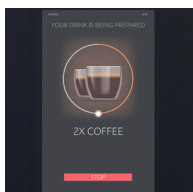
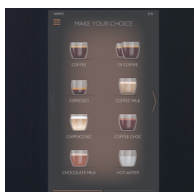
OB X 22



OB X 23

	Bean hopper	Instant Canister			
		0.9 ltr	1.4 ltr	1.6 ltr	3.8 ltr
OB X 10	1	-	-	-	-
OB X 11	1	-	-	-	1
OB X 12	1	-	-	2	-
OB X 13	1	2	1	-	-

	Bean hopper	Instant Canister			
		0.9 ltr	1.4 ltr	1.6 ltr	3.8 ltr
OB X 20	2	-	-	-	-
OB X 21	2	-	-	-	1
OB X 22	2	-	-	2	-
OB X 23	2	2	1	-	-



TOUCHSCREEN

- + Easy to operate through intuitive user interface
- + Simple swipe between pages
- + 24 easily programmable beverages
- + Follow the brewing process onscreen
- + Easy user support with animation



MIXER SYSTEM

- + Adjustable mixer speed (rpm) for an excellent topping

OPTIONS



- + Coloured front in black and white
- + Side panels come in black or wood
- + Compatible with many payment systems
- + Prepared for telemetry
- + Cup detection
- + Hot and cold from one machine (cooling unit in base cabinet)
- + Company-specific branding on the exterior of the machine

ACCESSORIES

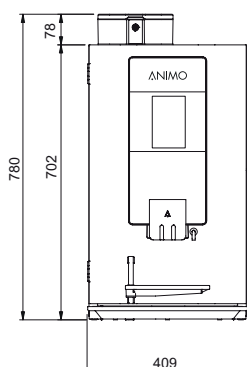


- + Base cabinet (with or without cooling unit)
- + Bean hopper enlargement set
- + Stand-alone set with pump and water tank
- + Water filter to reduce maintenance
- + Cup warmer (KKWn)
- + Thermos jug 1 ltr
- + Coffee tag for bean hopper
- + Drip tray with deco edge

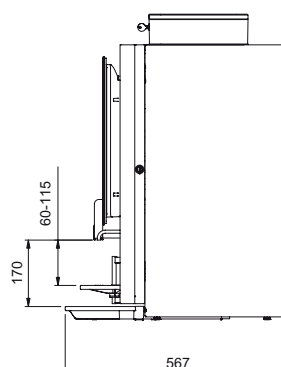
- + Recommended daily output: up to 250 beverages
- + X-press brewer
- + Double outlet for the real espresso experience
- + Inviting and user-friendly interface
- + Ceramic coffee grinder mechanism (Ditting®)
- + One or two canister for fresh coffee beans
- + Available with 1, 2 or 3 instant canisters
- + Separate taps for coffee and hot water
- + Water temperature control
- + Strength control (also for milk and sugar)
- + Adjustable OptiLight LED lighting
- + Intelligent Energy Saving Mode
- + Cleaning program (access on control panel)
- + Usage counter
- + Insulated stainless steel boiler
- + Suitable for cups and thermos jugs
- + Energy label A+

FRONT VIEW

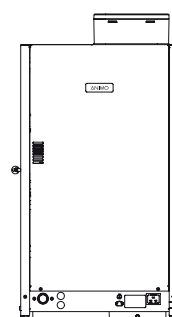
All dimensions in millimeters.



SIDE VIEW RIGHT



BACKSIDE



CAPACITY CANISTERS

	Bean hopper	Canister 0.9 ltr	Canister 1.4 ltr	Canister 1.6 ltr	Canister 3.8 ltr
Coffee beans	± 2200 gr / 295 cups 2x ± 1000 gr / 270 cups	-	-	-	-
Topping	-	± 425 gr / 60 cups	± 650 gr / 93 cups	± 750 gr / 107 cups	± 1800 gr / 257 cups
Chocolate	-	± 650 gr / 40 cups	± 1000 gr / 60 cups	± 1150 gr / 70 cups	± 2750 gr / 166 cups
Sugar	-	± 750 gr / 250 cups	± 1200 gr / 400 cups	± 1350 gr / 450 cups	-
Instant coffee	-	± 200 gr / 100 cups	± 300 gr / 150 cups	± 350 gr / 175 cups	-
Chai latte	-	± 650 gr / 40 cups	± 1000 gr / 60 cups	± 1150 gr / 70 cups	± 2750 gr / 166 cups

+ The canisters can be enlarged easily to increase capacity

TECHNICAL SPECIFICATIONS

- + Brewing time per cup (120 ml): 25-30 sec
- + Hourly capacity: 120 ml coffee: 80 cups (single brew), 160 cups (double brew)
- + Capacity boiler: 1.1 ltr (1.800 W)
- + Display: 7" touchscreen
- + Adjustable cup tray: 60 - 115 mm
- + Max. tap height: 167 mm
- + Rotary pump: 10 bar
- + Ultra quick grinder, noise level < 70 dB
- + Power supply: 220-240 V / 50-60 Hz / 1.950 W
- + Water connection: 3/4"
- + Waste canister volume: 1 kg (± 140 pucks 7 gr cups)

DRINK OPTIONS

Drink options depend on the ingredients that you select for each canister.

Adjustable controls make it easy to change the options.

DRINK OPTIONS	X 10/20	X 11/21	X 12/22	X 13/23
Coffee (jugs) ☕	✓	✓	✓	✓
Coffee with milk		✓	✓	✓
Coffee with sugar		⊙	⊙	✓
Coffee with milk & sugar				✓
Espresso ☕	✓	✓	✓	✓
Cappuccino ☕		✓	✓	✓
Latte Macchiato		✓	✓	✓
Coffee choc		⊙	✓	✓
Chocolate ☕		⊙	✓	✓
Wiener Melange			✓	✓
Hot water	✓	✓	✓	✓
Espresso choc		⊙	✓	✓
Decaf		⊙	⊙	⊙
Tea		⊙	⊙	⊙
Hot milk		⊙	⊙	⊙
Chocolate with milk ☕		⊙	⊙	⊙
Double espresso	✓	✓	✓	✓
Cold water	●	●	●	●

- ✓ Standard configuration from factory
- ⊙ Adjustable selections (depending on the chosen ingredients)
- Possible with cooling unit in base cabinet

AT EASE ANYWHERE

- + Office
- + Canteen
- + Exhibition centre
- + Hotel
- + Breakfast room
- + Airport
- + Restaurant
- + Gas station
- + School
- + Supermarket
- + Kiosk
- + Theatre
- + Hospital
- + Athletic club
- + ... and many more.

Curious how OptiBean will look in your location? Scan the QR code and use the AR feature for a virtual image.

