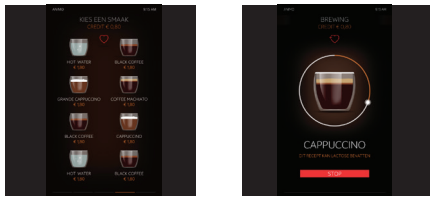


The OptiFresh Touch of Animo is simple to operate with easy-to-swipe touchscreen. The machine can be placed practically anywhere and it is easy to use. Brew fresh filter coffee, cappuccino or tea in a matter of seconds, with just one touch. It's as simple as that.

## BENEFITS



### TOUCHSCREEN

- + Easy to operate through intuitive user interface
- + Simple swipe between pages
- + 24 easily programmable beverages
- + Follow the brewing process onscreen
- + Personal strength preferences are easily adjustable
- + Screensaver for logo, images, video or advertisement



### BREWER

- + Permanent stainless steel filter
- + Grinder with ceramic burrs (Ditting®, 300.000 cups)



## OPTIONS



- + Compatible with various payment systems (MDB).
- + Cup detection, so coffee can only be made when a cup is present.
- + Hot and cold from one machine (cooling unit in lower cabinet).
- + Coloured front in any RAL colour (standard model comes in black, white or stainless steel)
- + Extension for bean hopper to: 2.9 kg or 3.6 kg
- + Extension filter canister up to: 3.8 kg

## ACCESSORIES



- + Cup dispenser
- + Water filter
- + Base cabinet with access to big litter bin
- + Stand-alone set
- + Coffee cup heater KKWn
- + Thermos jug 1 l
- + Canister extension for beans (OptiFresh Bean)
- + Full package of cleaning products
- + Base plate heightening, so you can fill thermos jugs of 2 l



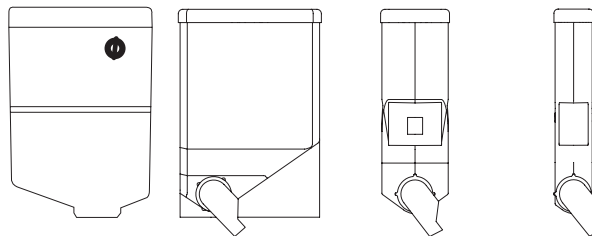
### RPM MIXER

- + The mixer system has an adjustable mixer speed (rpm) for an excellent topping.

- + Every cup freshly made
- + Intelligent user interface
- + Strength control (also for milk and sugar)
- + STOP button
- + Permanent stainless steel filter
- + Separate taps for coffee and hot water
- + Usage counter
- + Suitable for cups and thermos jugs
- + The bean, fresh brew and instant canisters are easy to refill
- + OptiLight LED lighting
- + Intelligent Energy Saving Mode (Energy label A+)
- + Cleaning program (on the control panel)
- + Large waste bin for coffee residue
- + Descale indicator
- + Signal when the waste canister or drip tray is full
- + Insulated stainless steel with dry-boil protection
- + Bean canister (OptiFresh Bean) standard 2.2 up to 3.6 kg
- + Coffee grinder with ceramic mechanism (OptiFresh Bean)

## CAPACITY OF OPTIFRESH CANISTERS

Depending on the number of canisters, the OptiFresh (Bean) has capacity for the following quantities of ingredients.



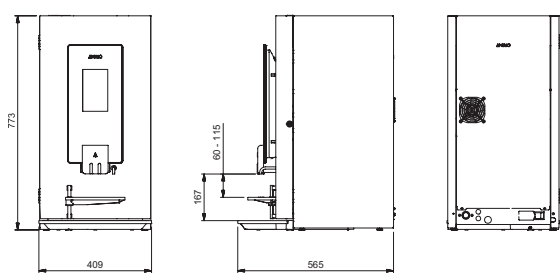
	5.9 l	5.1 l	2.3 l	1.2 l
Coffee beans	± 2200 g / 290 cups	-	-	-
Fresh brew coffee	-	± 1800 g / 230 cups	-	-
Topping	-	± 3200 g / 210 cups	± 1350 g / 80 cups	± 750 g / 50 cups
Cocoa	-	± 3600 g / 200 cups	± 1500 g / 85 cups	± 800 g / 45 cups

## TECHNICAL SPECIFICATIONS

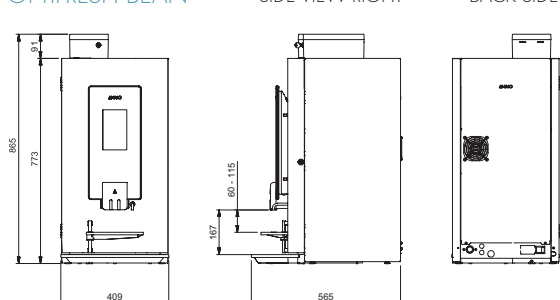
- + Brewing time, cup (120 ml): 28 seconds
- + Hourly capacity: 130 cups (120 ml) / 15 l
- + Rated power: 1N~230V / 50-60Hz / 2300W
- + Adjustable cup tray: 60 - 115 mm
- + Max. tap height: 167 mm
- + Stainless steel boiler capacity: 3 l
- + Water connection: ¾"
- + Waste canister volume 6,7 l (± 125 cups)

### OPTIFRESH

All dimensions in mm.



### OPTIFRESH BEAN



## DRINK SELECTIONS

The drink options depend on the ingredients that you select for each canister. Adjustable controls make it easy to change the options.

DRINK OPTIONS	OF 1 NG	OF 2 NG	OF 3 NG	OF 4 NG
Coffee (thermos jugs)	✓	✓	✓	✓
Coffee with milk		✓	✓	✓
Coffee with sugar			⊙	✓
Coffee with milk and sugar			⊙	✓
Chocolate milk		⊙	✓	✓
Coffee choc		⊙	✓	✓
Cappuccino		✓	✓	✓
Wiener Melange			✓	✓
Latte Macchiato		✓	✓	✓
Espresso	⊙	⊙	⊙	⊙
Double Espresso	⊙	⊙	⊙	⊙
Hot water	✓	✓	✓	✓
Tea		⊙	⊙	⊙
Cappuccino with sugar			⊙	✓
Espresso with sugar			⊙	⊙
Espresso Choc		⊙	⊙	⊙
Hot chocolate			⊙	⊙
Hot milk		⊙	⊙	⊙
Cold water		◆	◆	◆

✓ STANDARD FACTORY SETTINGS

⊙ ADJUSTABLE (DEPENDING ON CHOSEN INGREDIENTS)

◆ POSSIBLE WITH A COOLING UNIT IN THE BASE CABINET